



WHILL





Adventure Awaits. Where WHILL You Go?

Designed for the world you live in, the Model Ci2 brings you there with the confidence you deserve.

It's time to challenge the perception of what a mobility device can be.





Convenience

The Model Ci2 is simple to operate and can make tight turns to get you wherever you need to go.



The basket* is conveniently located under the seat, making it easy to get your items in and out.

Dimensions:
17" (W) x 11.4" (L) x 9.5" (H)

*Optional feature



Lift the arm to easily sit down in the chair from the side. Stand on the foot support for added stability.



Adventure with WHILL - the Model Ci2 can make tight turns, allowing you to go places that a typical scooter can't take you.



Turn the power on and adjust the speed with one hand. The device will automatically brake when you release the controller, even on an incline.





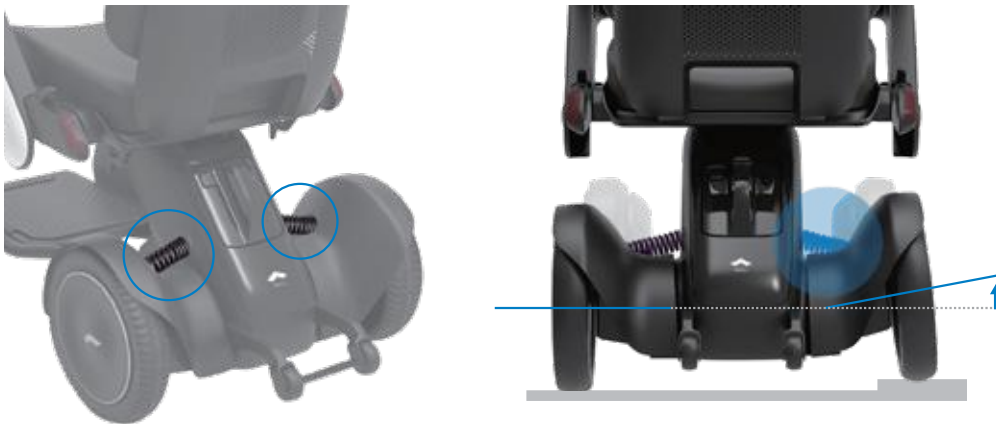
Powerful

Impressive power that allows you to see and do more. Live the life you aspire to with the WHILL Model Ci2.

Get out and adventure!



Effortlessly climb over obstacles up to 2" in height with two powerful motors and large front omni-wheels.



Rear wheel suspension absorbs the impact when driving over bumpy roads or obstacles.



Easily disassembles
to fit in the trunk of
your car.

*Image shown above is for
illustrative purposes only

Portable

Disassembles in four easy steps.

The Model Ci2 can be disassembled for easy transportation in the trunk of any car. Whether you're shopping on the weekend or traveling with your family, the Model Ci2 allows you to live life to the fullest.



Remove the battery.



Raise the lever under the seat.



Pull the seat upwards.



Pull the lever on the side of the battery toward you to separate the parts.



Color Variation

Drive in Style.

Choose from 6 different arm color options and customize the Model Ci2 to match your personal style.



Blue



White



Blue



Black



Red



Light Green



Pink

We've thought of it all!

Feedback from our customers has helped shape the Model Ci2. We've packed in all the features you're looking for, including a remote lock and the ability to adjust the max speed for added safety.

Easy Lock



Smart Key (Optional)

Remotely lock the device.

The controller can be positioned on the left or right side.



Tail Light



The tail light is clearly visible even with a bag hung over the back support, keeping you safe on the road at night.

Prevents drifting



Drive straight on a tilted path.

Battery
Detachable battery.

5
hour charge

11.2 miles / 18 km

Model Ci2 can travel 11.2 miles on a 5-hour charge, giving you ample power to go about your day.

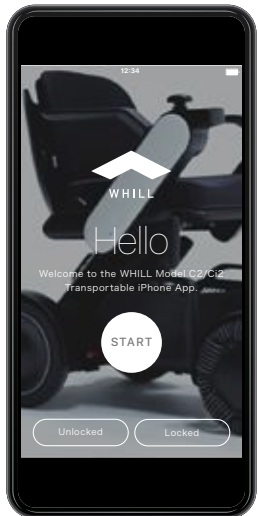


6.0 lbs

The battery can be removed and charged in a regular household outlet.

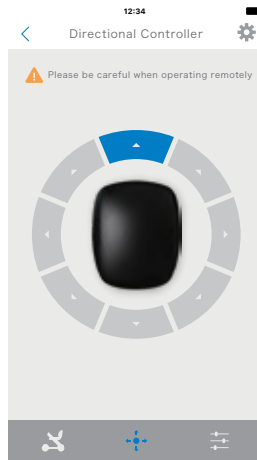


App




Check your total mileage, distance traveled, battery level and more with the WHILL app*. You can also lock and unlock the unit.

*You will need to install the application beforehand.



The intuitive controller screen allows you to control the unit remotely.



Set the drive mode to "Eco", "Normal" or "Sport" depending on your needs.



User Stories

Don't take our word for it. Here's what WHILL users have to say about our life changing personal EVs.

Sylvia L.
Solo World Traveler
WHILL Model Ci



"I've been able to take my Model Ci to places like Seoul, Madrid, Gibraltar, and numerous Caribbean islands. I have specific needs when it comes to mobility devices because of my rigorous travel demands and active lifestyle. I knew right away that the Model Ci would meet those needs."

- **Portability:** Sylvia can easily transport the Model Ci in the trunk of a car.
 - **Comfort:** soft seat cushion allows her to travel comfortably all day.
 - **Maneuverability:** Model Ci can overcome 2" obstacles and traverse narrow cobblestone streets.
-

Marco P.
Accessibility Consultant
WHILL Model Ci



"I've always had a fantasy of feeling like I'm Batman and bringing my device directly to me, and now I can do that with the Model Ci. Not only is it cool to have the WHILL come to you remotely, it also makes it safer to transfer into the mobility device."

- **Technology:** Marco loves driving the Model Ci remotely using our smartphone app.
 - **Maneuverability:** omni-wheels allow Marco to navigate the city more easily.
 - **Safety:** much safer to transfer into than a traditional mobility device.
-

Ashley B.
Music & Longhorn Fan
WHILL Model Ci

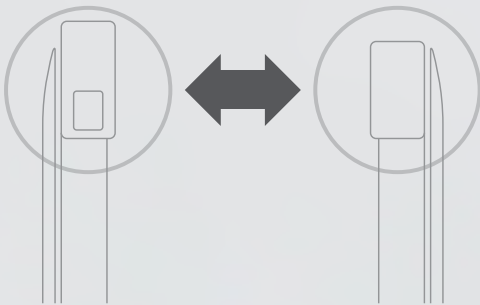


"I am blown away by the freedom it has returned to me! Freedom on so many different levels! Freedom to go back outside and not be worried about getting stuck. I was able to go to my daughter's graduation and join everyone on the football field for pictures afterwards."

- **Outdoor versatility:** Model Ci has allowed Ashley to participate in outdoor activities again.
- **Style:** Ashley loves the sleek design. People often tell her: "your chair is really cool!"
- **Portability:** Ashley can easily take the Model Ci apart and transport it in a car.

Fitting

The Model Ci2 can be easily adjusted from seat height and back support angle to controller position (right or left drive) to create a comfortable driving experience.



The controller can be positioned on the left or right side.

- 1. Controller Height 26.4, 27.2, 28.0, 28.7"
- 2. Back Support Angle 90, 95, 100°
- 3. Back Support Height... 13.4 – 18.1"
- 4. Seat Height..... 15.9, 16.7, 17.5, 18.3, 19.1"
- 5. Seat Angle 5°
- 6. Seat Depth..... 15.7 / 17.7"
- 7. Seating Width 15.7 / 17.7 / 19.7"★
- 8. Foot Support Angle 2°
- 9. Foot Support Height.... 5"

Warning: When using your own cushion, for safety, be sure to use one that has sufficient flame retardancy.

★ 19.7" Seating Width available on Special Order

Performance Specifications

Driving Range 11.2 mi / 18 km
 Maximum Speed 5 mph / 8 kmph
 Drive System Two Motor Drive System
 Incline Capability 10°
 Turning Radius 29.9"
 Obstacle Clearance 2"
 Ground Clearance 2.25"
 Braking System Electromagnetic
 Max Weight Capacity 300 lbs

Total length
 (including foot rest): 38.8"
 Total width: 21.8"
 Total height: 29.3 - 37.2"

Seat assembly

Length: 22.4"
 Width: 21.7, 23.6, 25.6"
 Height: 18.9"
 Weight: 26.9 lbs

Rear drive base

Length: 23.2"
 Width: 21.7"
 Height: 11.8"
 Weight: 42.8 lbs

Front drive base

Length: 28.3"
 Width: 21.7"
 Height: 10.6"
 Weight: 38.8 lbs

Type of front wheels: Omni-Wheel
 Type of rear wheels: Standard: Airless Tire

Other Specifications

Charging Time 5 hours
 Battery Lithium-ion
 (25.3 V x 10.6 Ah)
 Battery Charge Cycles ~1.000
 Battery Wh 269 Wh
 Operating Conditions -15 - 40°C / 5 - 104°F
 Seat Cushions 15.75" x 15.75"
 17.75" x 17.75"
 Tail Lamps LED light (red)
 Horn Built-in, sound level > 65dB
 Wheelchair class A



*Do not use the device as a seat in an automobile or other vehicle.

*The unoccupied device is suitable for land and air transport.

Accessories

Purchase accessories for even more convenience and personalization.



Arm Covers

You can change the color by purchasing an additional one from the six colors.

Left and right pair.



Lap Belt

Firmly stabilizes the sitting position even on slopes.



Battery

The 6.0 lbs lightweight battery can also be used as a spare battery.



Smart Key

It provides you with the ability to lock and unlock your Model C2 from a distance, similar to a car's key fob.



Battery Charger

A great complement to a spare battery, it helps let you go from one fully charged battery to the next fully charged battery to keep you moving.



Dust Cover

Protects the device from dust and dirt when stored outdoors*.

*It is not waterproof. Do not use for protection against rain.



Joystick

You can operate it by grasping it with your hand or holding it between your fingers.



Adjustable Foot Support

Foot support for children and those with a small physique.



Cane Holder

T-shaped canes, clutch-type canes, and crutches can be fixed to the main body.

Where WHILL You Go?

Learn More Today at
www.whill.inc





WHILL

WHILL Inc.

951 Mariners Island Blvd., Suite 300,
San Mateo, CA 94404

(844) 699-4455 us.info@whill.inc

www.whill.inc     **YouTube**

The WHILL Model C12 is not considered to be a medical device and has not been submitted to the Food and Drug Administration for review or clearance.

